

Key Stage One- Knowledge Organiser- Art and Design

Topic: Space (Starry Night)

Phase: KS1

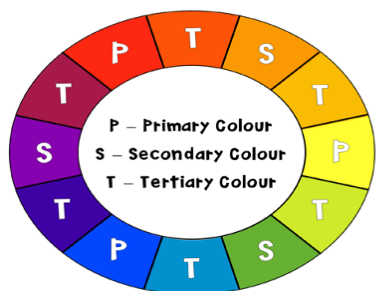
What should I already know?

- Safely use and explore a variety of materials, tools and techniques (pastels and paints)
- Experiment with colour, design, texture, form and function.
- Use media and materials in original ways, thinking about uses and purposes.
- Represent ideas, thoughts and feelings through art.

Knowledge (Learning)

- Explain what they like about the work of others. (1)
- Know the names of tools, techniques and elements (1)
- Try out different activities and make sensible choices about what to do next. (2)
- Select particular techniques to create a chosen product and develop some care and control over materials and their use. (2)
- Give reasons for preferences when looking at art/craft or design work. (2)
- Know that different artistic works are made by craftspeople from different cultures and times. (2)

The Colour Wheel



The colour wheel is an organisation of colours around a circle. The first colour wheel was created around 1660 by Sir Isaac Newton. Traditionally colours are represented on a wheel of 12 colours: three primary colours, three secondary colours, and six tertiary colours. It also shows certain relationships between colours, such as primary colours, secondary colours, warm colours, complementary colours, etc.

©2017 www.mello.com

Vocabulary

line - describe objects, adds detail or create expression

shape - a flat, enclosed area of art created through lines, textures, colours

technique - technical skills of a particular art

space – around, between or within art

artist/designer – a creative and skilled person

design – to sketch or plan

media – materials and tools used by an artist

materials - resources an artist uses

warm colours - contain more yellow

cold colours – contain more blue

primary colour - red, blue, or yellow

secondary colour – made by mixing two primary colours.

tertiary colour- made by mixing two secondary colours.

Skills (Techniques)

- Use a variety of tools including pencils, rubbers, crayons, pastels, felt tips, charcoal, ballpoints, chalk and other dry media to represent objects in lines. (1)
- Explore mark-making using a variety of tools. (1)
- Experiment with tones using pencils, chalk or charcoal. (2)
- Represent things observed, remembered or imagined using colour/tools in two and three dimensions. (2)

Vincent Van Gogh 1853 - 1890




Vincent Willem van Gogh was a Dutch post-impressionist painter. His work had a great influence on modern art because of its striking colours and emotional power. He began drawing the people where he worked as a missionary in Belgium, but he usually painted in dark colours at that time. In March 1886, he moved to Paris and found out about the French impressionists. Later, he moved to the south of France, and the colours in his art became brighter. After he died, he became very famous. Today, many people think he was one of the greatest painters in the world.

Formal elements of Art (Skills)

Line

A line is a mark that is longer than it is wide. A line could be created using materials such as a pencil, pen, or a brush dipped in ink. A line can be straight or curved. It can be horizontal, vertical or diagonal, and can change direction.



Shape


A shape is flat, and created by a closed line. The shape might be an outline or filled in with solid colour, shading, or a pattern. Shapes can be geometric, like squares or triangles. They can also be irregular, or natural shapes, such as puddles or leaves.



twinkl.co.uk

Space

Space is the area around or between objects. Space includes the background, foreground, and middle ground. A space can be negative or positive.



twinkl.co.uk

Colour

There are 3 primary colours: red, yellow and blue. Mixing 2 primary colours together creates a secondary colour: orange, purple or green. Tertiary colours are created by mixing a primary and a secondary colour together.

A colour wheel can be used to show which colours are harmonious when placed together.

Warm colours are red, and include oranges, yellows, and browns. Cold colours are blue and include greens, violets, and greys. Black, white and grey are neutral colours.

twinkl.co.uk